


Ion Exchange PhyTip® Columns

Perform Resin Screening for Most Efficient Capture of Target Proteins

PhyTip® Ion Exchange columns offer the unique ability to screen different wash and elution buffers and a number of resins in a single experiment. Once Ion Exchange conditions have been optimized, they are directly transferable to larger manufacturing scale columns. The PhyTip column achieves chromatographic separation in a small, pipette tip column by driving the binding and release steps to equilibrium.

- » High Performance
- » Minimum Dilution
- » High Throughput
- » Small Volume Samples
- » Scalable
- » Reproducible



Ion Exchange Columns with Dual Flow Chromatography Technology

- » Develop ion exchange purification methods in a fast and efficient manner
- » Automation compatible on all major liquid handling robotic systems
- » Take advantage of parallel processing to screen resins
- » Applications include optimization of protein purification conditions, imidazole removal after His-tagged protein purification and high-throughput replacement of finishing columns

Ion Exchange Binding Capacity

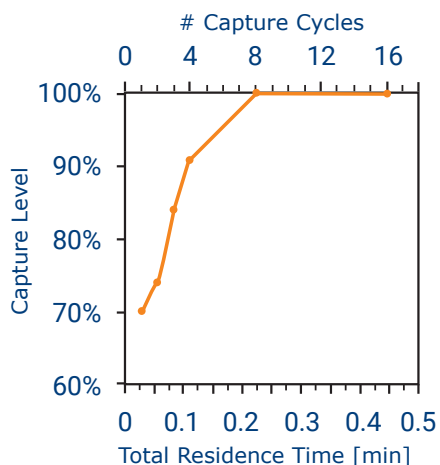


Figure 1. Further process optimization of lysozyme binding conditions with cation exchange columns: binding efficiency as a function of residence time and capture cycles at pH 6.0.

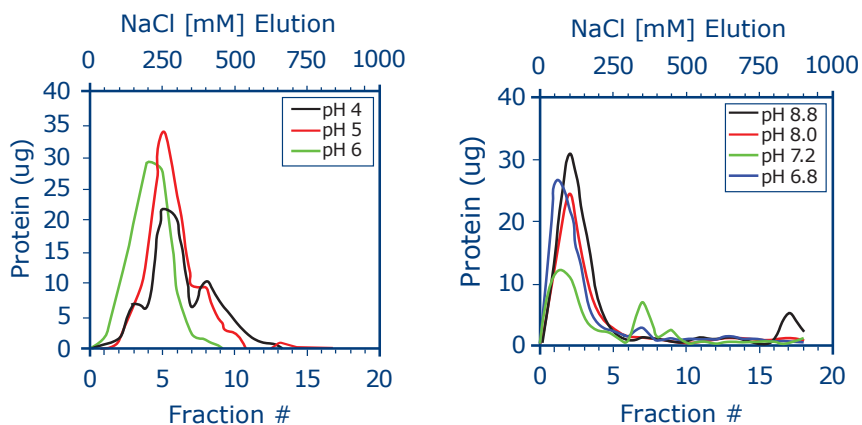


Figure 2. Recovery of BSA using a weak anion exchange resin (left) and lysozyme using a weak cation exchange resin (right). A matrix of binding buffers of varying pH and elution buffers of increasing salt concentration allow for rapid process optimization using PhyTip® columns.

Capture Efficiency of Ion Exchange

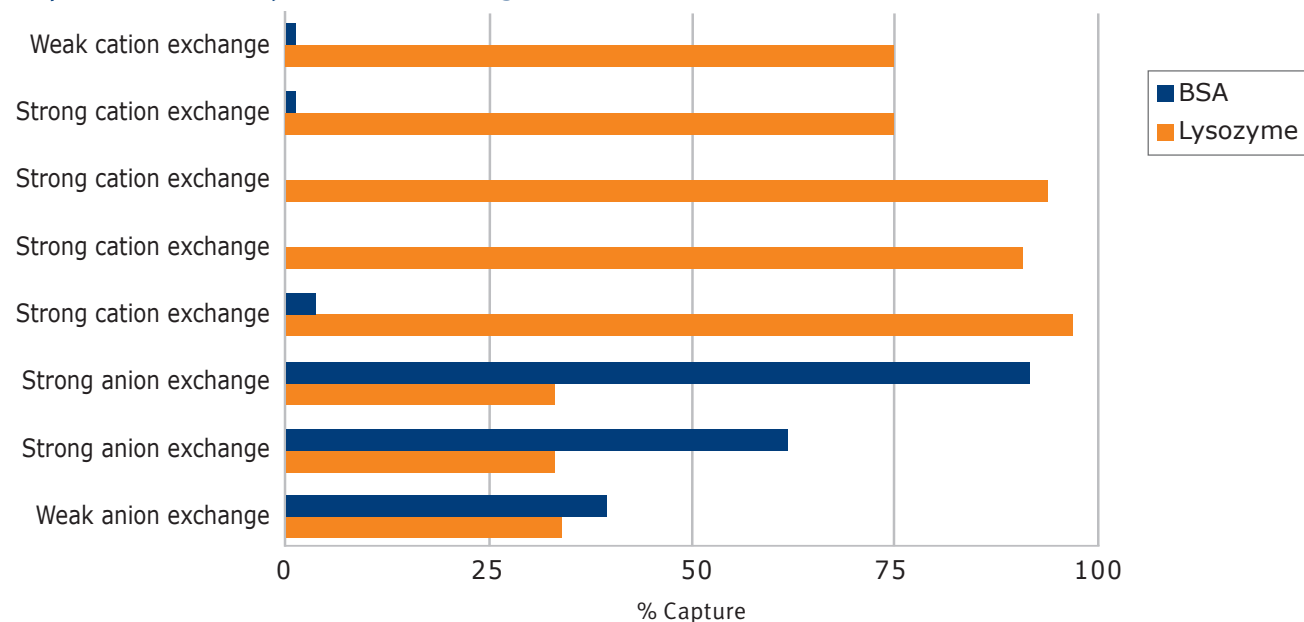


Figure 3. Ion exchange resins screening for most efficient binding.

5 μ L of each of eight different ion exchange resins were packed into PhyTip columns and tested for efficiency of capture in parallel. Using the MEA Personal Purification System, the columns were equilibrated in 100 μ L of 25mM Tris pH 8.0, 5mM NaCl using 1 cycle at 0.25 μ L/minute, and performed 8 capture cycles at 0.25 μ L/minute of 200 μ L capture buffer spiked with BSA to 2 mg/mL. Starting sample and sample flow through was quantified by the Nanodrop UV spectrometer for absorbance at 280nm. The lysozyme capture efficiency was performed in the same way except columns were equilibrated in 25mM Na-citrate, pH 6.0, 5mM NaCl buffer and samples were composed of the same equilibration buffer spiked with lysozyme to 0.4mg/mL. Comparison of capture of two proteins using 8 different resins took less than 35 minutes.


Ion Exchange PhyTip® Columns

Tip Volumes	Resin Volumes
200 (μ L)	5 (μ L)
300 (μ L)	10 (μ L)
500 (μ L)	20 (μ L)
1000 (μ L)	40 (μ L)
	80 (μ L)
	160 (μ L)
	320 (μ L)

To learn more visit:
www.biotage.com/phytip-columns-ion-exchange

Robotics Compatibility

PhyTip® columns can be used with all major 8, 12, and 96-channel automation liquid handling robots including Agilent Technologies, Beckman Coulter, Dynamic Devices, Hamilton, Opentrons, Perkin Elmer, and Tecan



EUROPE
 Main Office: +46 18 565900
 Fax: +46 18 591922
 Order Tel: +46 18 565710
 Order Fax: +46 18 565705
 order@biotage.com
 Support Tel: +46 18 56 59 11
 Support Fax: +46 18 56 57 11
 eu-1-pointsupport@biotage.com

NORTH & LATIN AMERICA
 Main Office: +1 704 654 4900
 Toll Free: +1 800 446 4752
 Fax: +1 704 654 4917
 Order Tel: +1 800 446 4752
 Order Fax: +1 704 654 4917
 ordermailbox@biotage.com
 Support Tel: +1 800 446 4752
 us-1-pointsupport@biotage.com

JAPAN
 Tel: +81 3 5627 3123
 Fax: +81 3 5627 3121
 jp_order@biotage.com
 jp-1-pointsupport@biotage.com

CHINA
 Tel: +86 21 68162810
 Fax: +86 21 68162829
 cn_order@biotage.com
 cn-1-pointsupport@biotage.com

KOREA
 Tel: +82 31 706 8500
 Fax: +82 31 706 8510
 korea_info@biotage.com
 kr-1-pointsupport@biotage.com

INDIA
 Tel: +91 11 45653772
 india@biotage.com

Distributors in other regions
 are listed on www.biotage.com

Literature Number: PPS688.V.1

© 2022 Biotage. All rights reserved. No material may be reproduced or published without the written permission of Biotage. Information in this document is subject to change without notice and does not represent any commitment from Biotage. E&OE. A list of all trademarks owned by Biotage AB is available at www.biotage.com/legal. Other product and company names mentioned herein may be trademarks or registered trademarks and/or service marks of their respective owners, and are used only for explanation and to the owners' benefit, without intent to infringe.