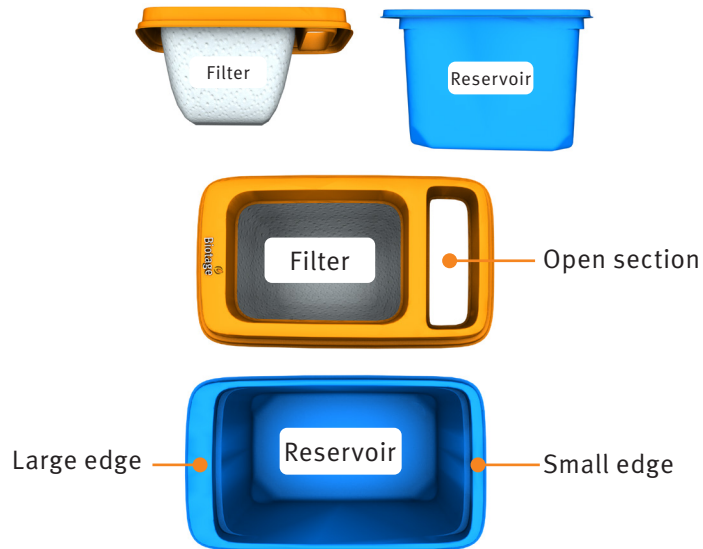


Sample Filter Reservoir

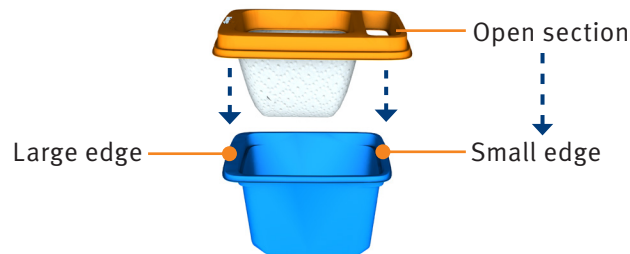
Biotage® PhyPrep

Assembly

Assemble the Sample Filter Reservoirs with the correct orientation before placing them on the deck. The reservoir consists of a filter top and a reservoir bottom. The filter lid has an open section and the reservoir has a large edge and a small edge for orientation.

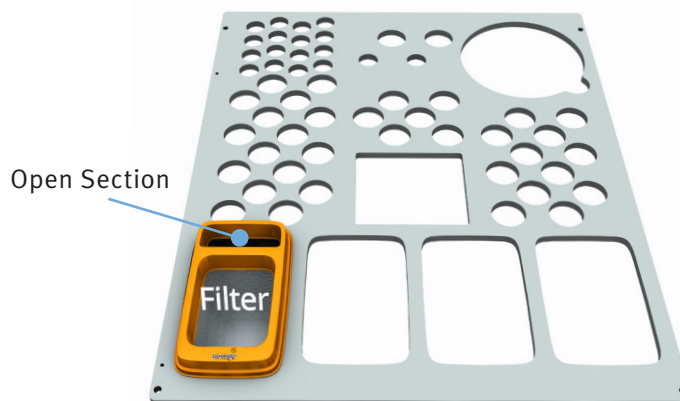


To assemble the Sample Filter Reservoir, place the open section of the filter top over the small edge of the reservoir bottom.



Placement on deck

Place the Sample Filter Reservoir on the deck with the filter section closest to the front of the instrument.



Literature Number: 417479-A

© 2021 Biotage. All rights reserved. No material may be reproduced or published without the written permission of Biotage. Information in this document is subject to change without notice and does not represent any commitment from Biotage. E&OE. A list of all trademarks owned by Biotage AB is available at www.biotage.com/legal. Other product and company names mentioned herein may be trademarks or registered trademarks and/or service marks of their respective owners, and are used only for explanation and to the owners' benefit, without intent to infringe.